



Be impactful without breaking your budget



EDE Series 65"/75" affordable commercial LED LCD displays

Is it possible to be impactful and cost-conscious at the same time? It is with the Samsung ED-E Series, our most affordable commercial-grade LED display solution. Available in 65" and 75" models, these simple yet innovative displays are ideal for a wide range of industries—everything from retail, education and healthcare to entertainment venues and quick service restaurants. Full HD screens deliver vibrant and detailed imagery, multiple inputs offer flexible content options, and the 3-year onsite warranty brings peace of mind. Think maximum impact at an affordable price.

Contact us

1-866-SAM4BIZ
samsung.com/business
samsung.com/b2bdigitalsignage

Follow us

 youtube.com/samsungbizusa
 @SamsungBizUSA

Key features



More connectivity options

Since flexible content options are important, the ED-E Series delivers a multitude of connectivity choices. Inputs include VGA, DVI-D, HDMI and Component/Composite.



An affordable solution

The ED-E Series is Samsung's most affordable large format commercial-grade LED display solution, which means it doesn't take much to make a huge impact.



Commercial reliability

While the ED-E Series displays are affordable, they're also every bit as reliable as Samsung's most expensive display panels. The ED-E Series displays are backed by a 3-year onsite warranty.



High resolution

Samsung's ED-E Series displays are bright, vivid and sharp. They feature 1920 x 1080 Full HD resolution for crisp motion graphics and easily readable text.



Direct-lit LED backlight

Direct-lit LED technology delivers sharp, high-resolution images, along with the uniform brightness typical of traditional CCFL-backlit displays. It also uses less energy, with savings of up to 50% over CCFL. And it does it all with a cost comparable to CCFL.

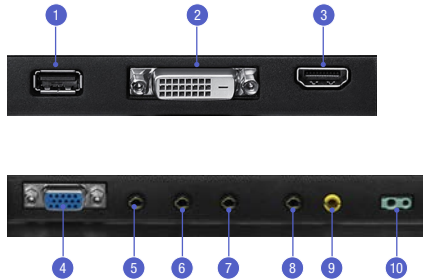
Samsung ED-E series 65"/75" commercial LED LCD displays



		ED65E	ED75E	
Panel	Diagonal Size	65"	75"	
	Type	60Hz LED BLU	120Hz LED BLU	
	Resolution	1920 x 1080 (16:9)	1920 x 1080 (16:9)	
	Brightness (Typ.)	400 nits	400 nits	
	Contrast Ratio	4,000:1	5000:1	
	Viewing Angle (H / V)	178 / 178	178 / 178	
	Response Time (G-to-G)	6ms	4ms	
Sound	Speaker Type	Built In Speaker (10W + 10W)	Built In Speaker (10W + 10W)	
Connectivity	Input	RGB	Analog D-SUB, DVI-D	
		Video	CVBS, HDMI, Component (through AV In, requires adapter cable)	
		Audio	Stereo Mini Jack	
		USB	USB Player	
	Output	RGB	N/A	
		Video	N/A	
		Audio	Stereo Mini Jack	
		Power Out	N/A	
	External Control	RS232C (In / Out) thru Stereo Jack	RS232C (In / Out) thru Stereo Jack	
	External Sensor	Yes	Yes	
Power	Type	Internal	Internal	
	Power Supply	AC 100 - 240 V~ (+/- 10 %), 50/60 Hz	AC 100 - 240 V~ (+/- 10 %), 50/60 Hz	
	Power Consumption	Max (W / H)	253	275
		Typical (W / H)	180	215
		Sleep Mode / Off Mode	Less than 0.5W / Less than 0.5W	Less than 0.5W / Less than 0.5W
Mechanical Spec	Dimension (In)	Set	57.8" x 33.4" x 2.2"	
		Package	63" x 38.6" x 11.3"	
	Weight (lb)	Set	60.4 lbs.	
		Package	78 lbs.	
	VESA Mount	400*400mm	400*400mm	
	Stand Type	Foot Stand (Optional)	Foot Stand (Optional)	
Bezel Width (mm)	18.0mm (Bottom 23.5mm)	10.9mm (Bottom 16.9mm)		
Operating Conditions	Temperature	0°C ~ 40°C	0°C ~ 40°C	
	Humidity	10~80%	10~80%	
Features	Special	Built-in Speaker (10W + 10W), PIP/PBP, Narrow Bezel, Light Weight, RS232 In / Out, 1 D-Sub & 1 HDMI	Built-in Speaker (10W + 10W), PIP/PBP, Narrow Bezel, Light Weight, RS232 In / Out, 1 D-Sub & 1 HDMI	
Accessories	Included	Quick Setup Guide, Warranty Card, D-Sub Cable, Power Cord, Remote Controller, Batteries	Quick Setup Guide, Warranty Card, D-Sub Cable, Power Cord, Remote Controller, Batteries	
	Optional	Stand	STN-L6500E	
		Mount	WMN6575SD	
	Media Player	SBB-DA, SBB-DI, SBB-B32D		
Green Management	Emission Standard	EMC	EMC	
	Energy Star Compliant	N/A	N/A	
	RoHS Compliant	Yes	Yes	
	Packaging Recyclability	Packaging Materials Recyclable	Packaging Materials Recyclable	
Service	Warranty	3 Years Onsite Parts and Labor	3 Years Onsite Parts and Labor	

CONNECTIVITY

1. USB (5V, 1.5A)
2. DVI In / MagicInfo In
3. HDMI In
4. RGB In
5. RS232C In
6. RS232C Out
7. RGB / DVI / HDMI / AV Component / Audio In
8. Audio Out
9. AV In / Video / Component In
10. IR / Ambient Sensor In



Learn more samsung.com/business insights.samsung.com samsung.com/b2bdigitalsignage

Product support 1-866-SAM4BIZ 1-800-SAMSUNG

Follow us [youtube.com/samsungbizusa](https://www.youtube.com/samsungbizusa) [@SamsungBizUSA](https://twitter.com/SamsungBizUSA)

SAMSUNG

Samsung Electronics has been named 2015 ENERGY STAR Partner of the Year in the product manufacturing category by the U.S. Environmental Protection Agency (EPA).

©2016 Samsung Electronics America, Inc. Samsung is a registered mark of Samsung Electronics Corp., Ltd. Specifications and design are subject to change without notice. Non-metric weights and measurements are approximate. Simulated screen images. All brand, product, service names and logos are trademarks and/or registered trademarks of their respective manufacturers and companies. See samsung.com for detailed information. Printed in USA. LFD-EDESERIESDSHT-APR16T

